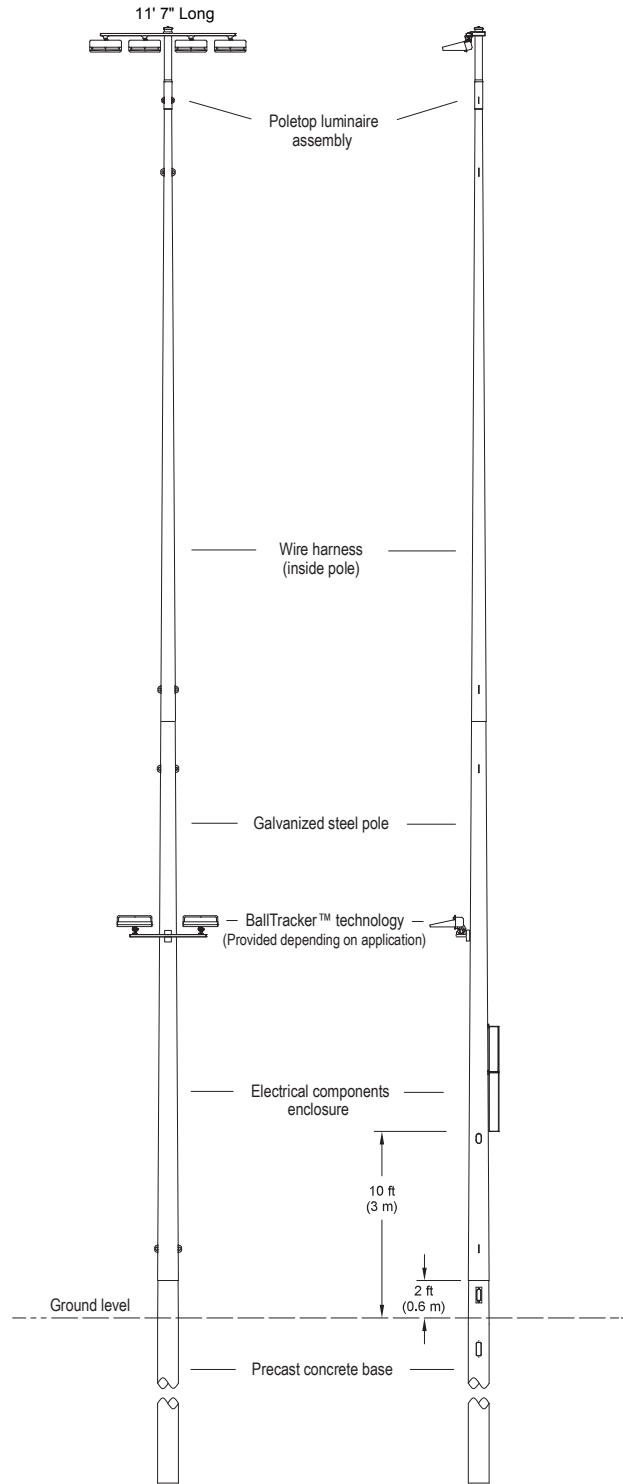


Copyright © Musco Special Lighting, L.L.C. 1991 - 2019
 This drawing is the property of Musco Special Lighting, L.L.C.
 All rights reserved. No part of this drawing may be reproduced or transmitted in any form or by any means, electronic, mechanical, photocopying, recording, or by any information storage and retrieval system, without the prior written permission of Musco Special Lighting, L.L.C.



PRELIMINARY

CONFIGURATION:	04
DRAWN BY:	RWS
APPROVED BY:	TDM
SCALE:	Not to scale
DATE:	06/18/19
DRAWING NUMBER:	M-2151-en04-3-04

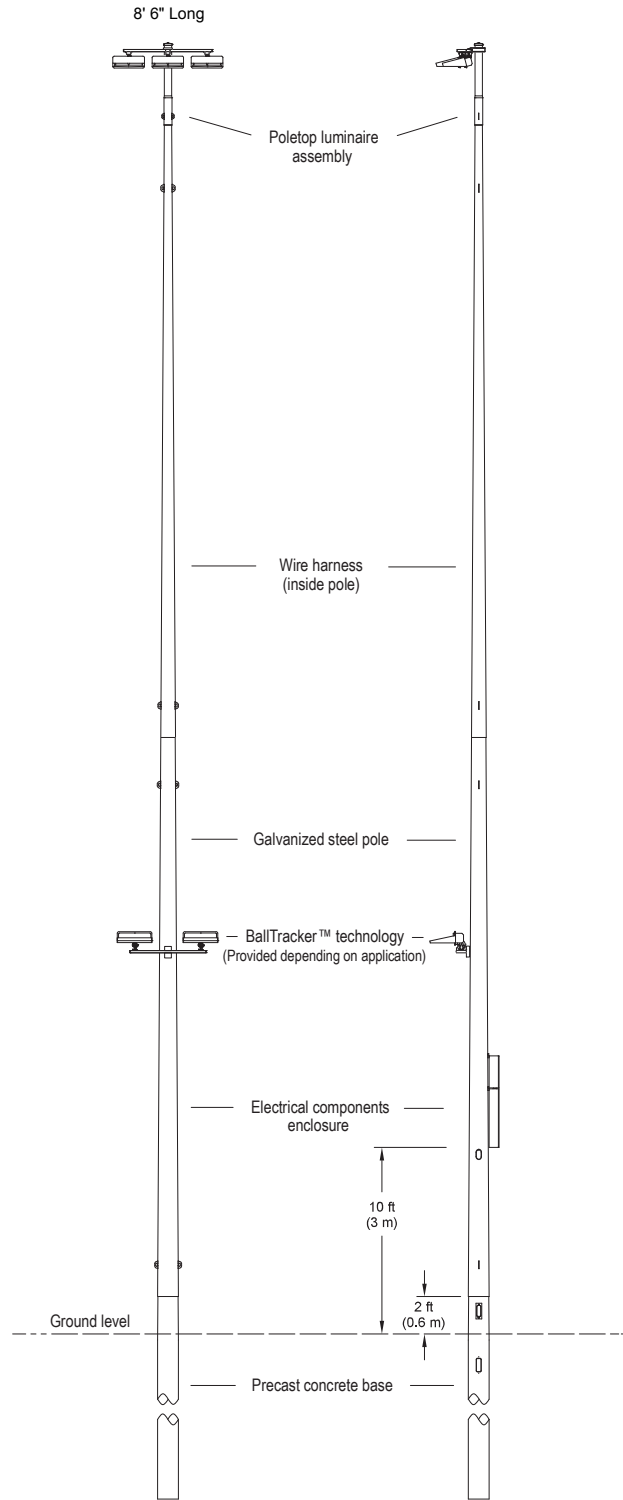
Light-Structure System™ typical configuration
 TLC for LED® Luminaires

A1 - A2



CORPORATE OFFICE:
 P.O. Box 808
 100 1st Avenue West
 Osaka, Iowa 52577
 +1-800-825-6020
 +1-641-673-0411

Copyright © Musco Special Lighting, L.L.C. 1991 - 2019
 This drawing is the property of Musco Special Lighting, L.L.C.
 All rights reserved. No part of this drawing may be reproduced or transmitted in any form or by any means, electronic or mechanical, including photocopying, recording, or by any information storage and retrieval system.



PRELIMINARY

CONTRACT NUMBER:	03
DRAWING NO.:	RWS
APPROVED BY:	TDM
SCALE:	Not to scale
DATE:	06/18/19
DRAWING NUMBER:	M 2151-en04-3_03

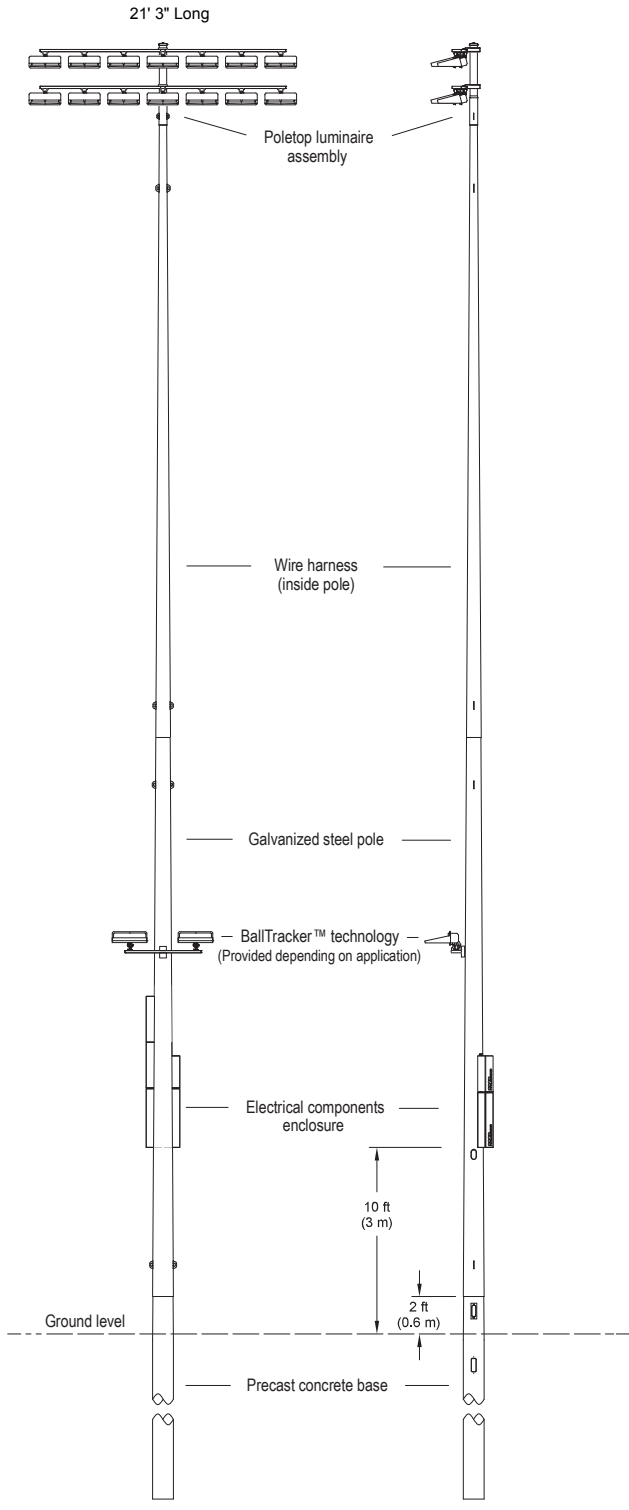
Light-Structure System™ typical configuration
 TLC for LED® Luminaires

A3 - A4



CORPORATE OFFICE:
 P.O. Box 808
 100 1st Avenue West
 Osaka, Iowa 52577
 +1-800-825-6020
 +1-641-673-0411

Copyright © Musco Special Lighting, L.L.C. 1991 - 2019
 This drawing is the property of Musco Special Lighting, L.L.C.
 and may not be reproduced or used in any way without the written consent of Musco Special Lighting, L.L.C.



PRELIMINARY

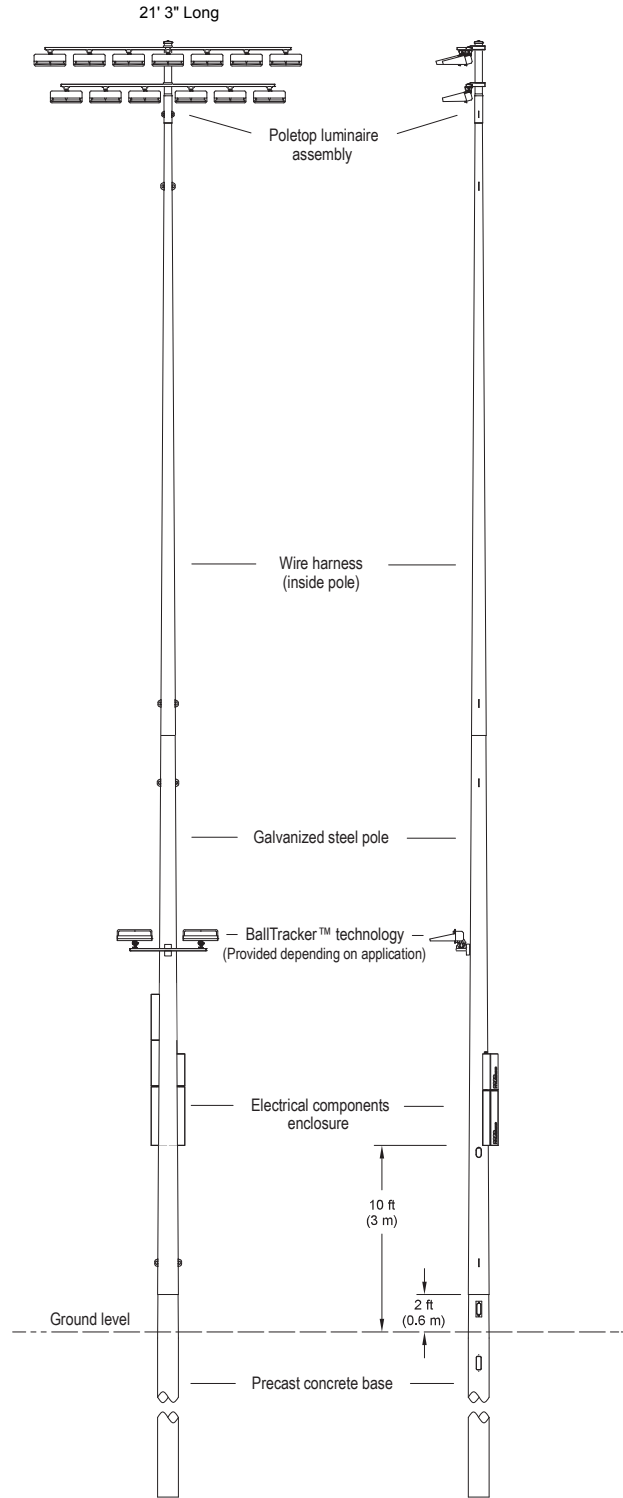
CONTRACT NUMBER	14
DRAWING BY	RWS
APPROVED BY	TDM
SCALE	Not to scale
DATE	08/18/19
DRAWING NUMBER	M-2151-en04-3-14

Light-Structure System™ typical configuration
 TLC for LED® Luminaires
B1

MUSCO Lighting

CORPORATE OFFICE:
 P.O. Box 808
 100 1st Avenue West
 Osaka, Iowa 52577
 +1-800-825-6020
 +1-641-673-0411

Copyright © Musco Lighting, L.L.C. 1991-2019
 This drawing is the property of Musco Lighting, L.L.C.
 and is not to be reproduced in whole or part without
 the written consent of Musco Lighting, L.L.C.



PRELIMINARY

CONTRIBUTION:	13
DRAWN BY:	RWS
APPROVED BY:	TDM
SCALE:	Not to scale
DATE:	08/18/19
DRAWING NUMBER:	M-2151-en04-3-13

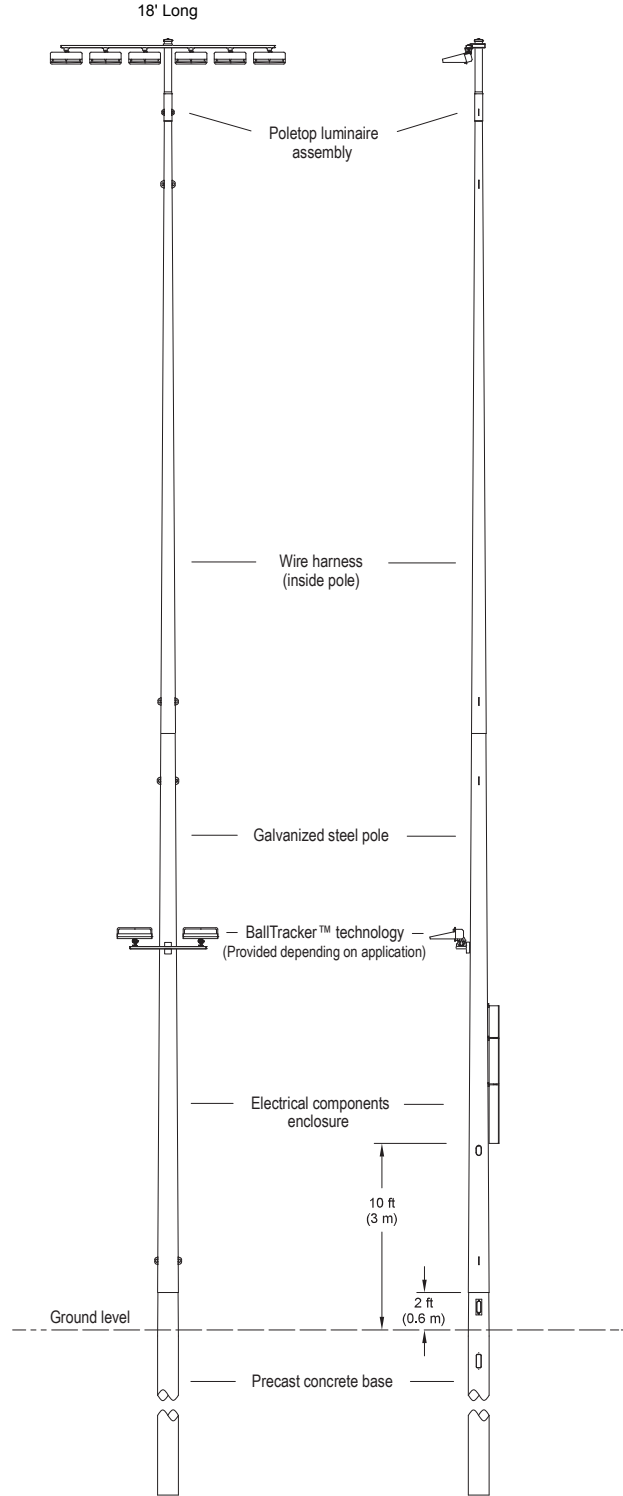
Light-Structure System™ typical configuration
 TLC for LED® Luminaires

B2



CORPORATE OFFICE:
 P.O. Box 808
 100 1st Avenue West
 Osaka, Iowa 52577
 +1-800-825-6020
 +1-641-673-0411

Copyright © Musco Special Lighting, L.L.C. 1991 - 2019
 This drawing is the property of Musco Special Lighting, L.L.C.
 All rights reserved. No part of this drawing may be reproduced or transmitted in any form or by any means, electronic or mechanical, including photocopying, recording, or by any information storage and retrieval system.



PRELIMINARY

CONTRACT NUMBER:	06
DRAWING NO.:	R/W/S
APPROVED BY:	TDM
SCALE:	Not to scale
DATE:	06/18/19
DRAWING NUMBER:	M-2151-en004-3_06

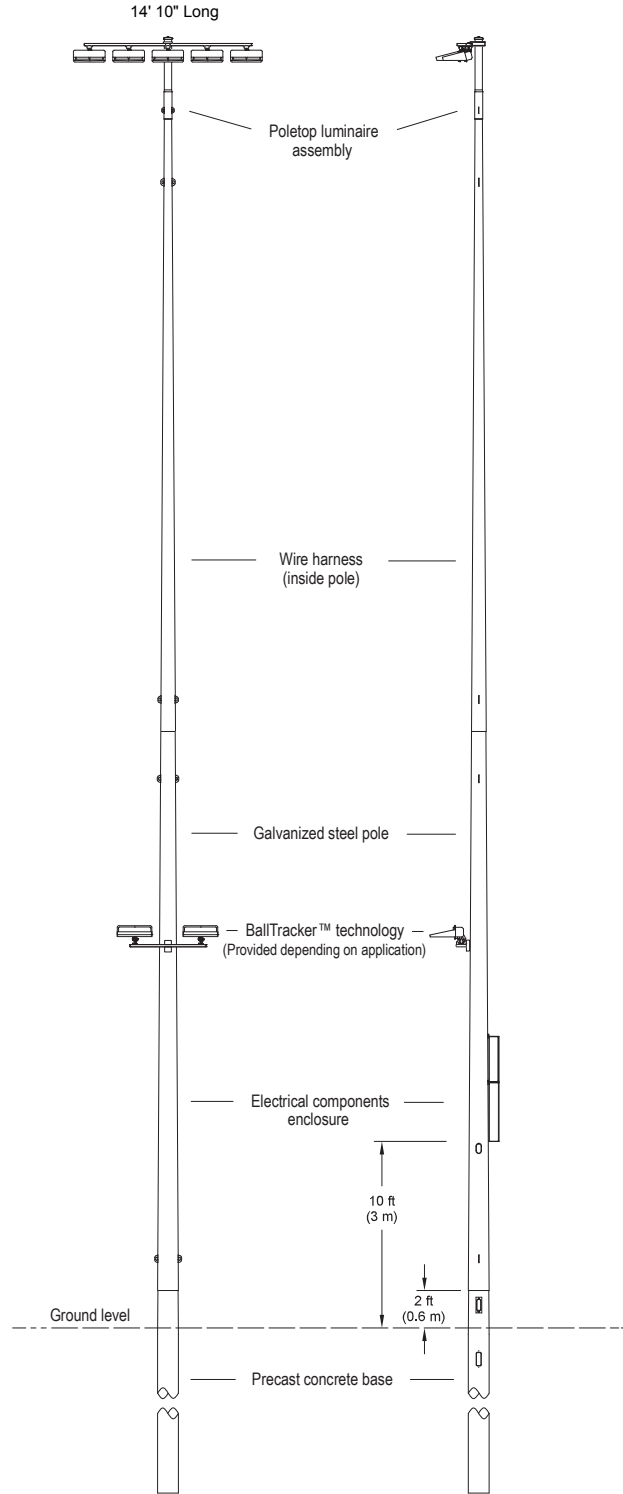
Light-Structure System™ typical configuration
 TLC for LED® Luminaires

B3



CORPORATE OFFICE:
 P.O. Box 808
 100 1st Avenue West
 Osaka, Iowa 52577
 +1-800-825-6020
 +1-641-673-0411

Copyright © Musco Special Lighting, L.L.C. 1991-2019
 This drawing is the property of Musco Special Lighting, L.L.C.
 All rights reserved. No part of this drawing may be reproduced or transmitted in any form or by any means, electronic or mechanical, including photocopying, recording, or by any information storage and retrieval system.



PRELIMINARY

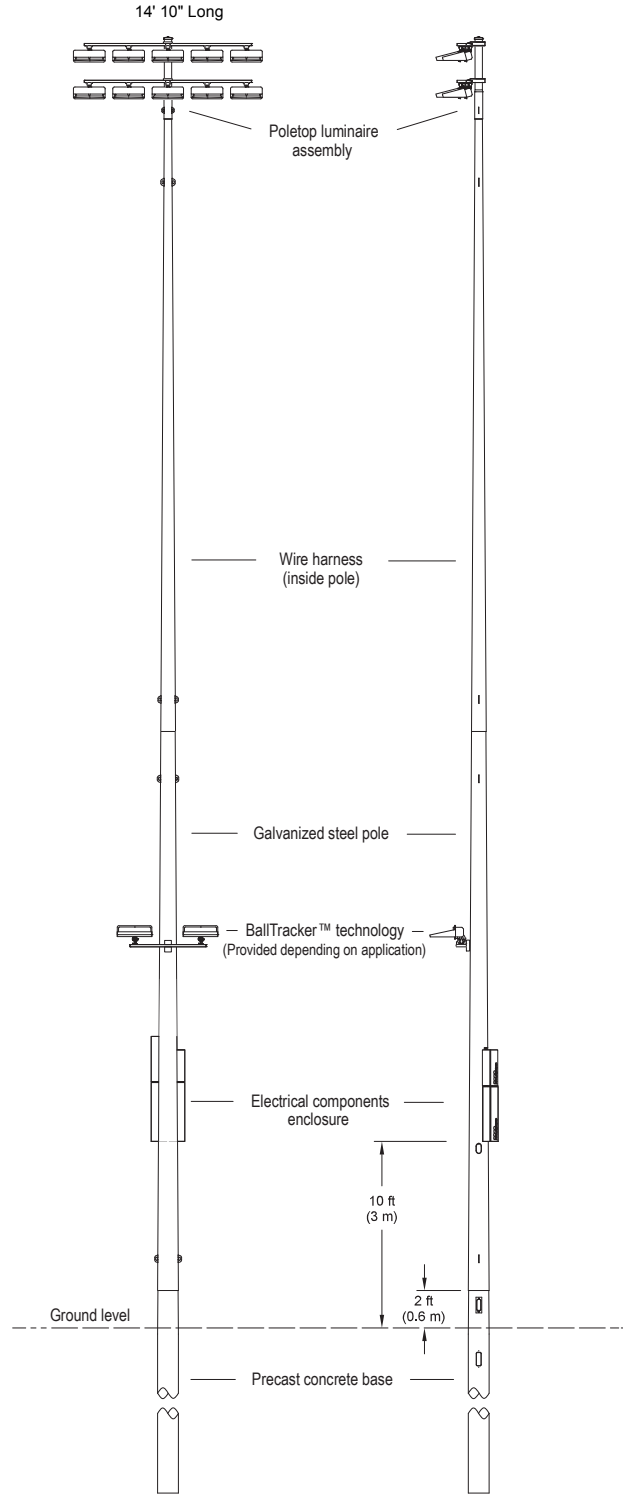
CONTRACT NUMBER:	05
DRAWING NO.:	R/W/S
APPROVED BY:	TDM
SCALE:	Not to scale
DATE:	06/18/19
DRAWING NUMBER:	M-2151-en004-3_05

Light-Structure System™ typical configuration
 TLC for LED® Luminaires
B4

MUSCO Lighting

CORPORATE OFFICE:
 P.O. Box 808
 100 1st Avenue West
 Osaka, Iowa 52577
 +1-800-825-6020
 +1-641-673-0411

Copyright © Musco Special Lighting, L.L.C. 1991 - 2019
 This drawing is the property of Musco Special Lighting, L.L.C.
 and may not be reproduced or used in any way without the
 written consent of Musco Special Lighting, L.L.C.



PRELIMINARY

CONTRACT NUMBER:	10
DRAWING BY:	RWS
APPROVED BY:	TDM
SCALE:	Not to scale
DATE:	06/18/19
DRAWING NUMBER:	M-2151-en004-3-10

Light-Structure System™ typical configuration
 TLC for LED® Luminaires
C1 - C2



CORPORATE OFFICE:
 P.O. Box 808
 100 1st Avenue West
 Osaka, Iowa 52577
 +1-800-825-6020
 +1-641-673-0411

May 2023

Musco Lighting Pole Dimensions for SFC Project

Pole ID	Pole Height	Bottom Diameter	Top Diameter
A1	80	15"	6"
A2	80	15"	6"
A3	60	11"	6"
A4	60	11"	6"
B1	90	20"	6"
B2	90	20"	6"
B3	70	12"	6"
B4	70	12"	6"
C1	80	18"	6"
C2	80	18"	6"